

# 近接開關詞彙說明

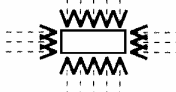
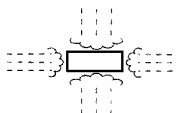
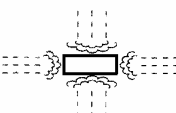
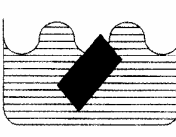
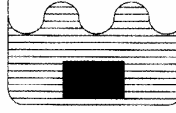
# Technical Specifications

Taking an electrical proximity switch as an example, the sensing distance of the electrical inductance proximity switch is shorter for a non-metal target. In this case, please refer to the following chart for correction of pick-up distance.

材質	修正係數值
Material	Correction Coefficient
鐵 Iron	100%
鋁箔 Aluminum Foil	95%
白鐵 Stainless Steel	70%
黃銅 Brass	40%
鋁 Aluminum	35%
紅銅 Copper	28%

## 結構保護等級 Degree of protection

IP 6

等級	保護程度	
Classification	Protective Grade	
4	防霧型 	無論從那方向來的水沫都不會有有害的影響。 Not affected by water bubbles from all Directions.
5	防噴流型 	不論從那個方向來的直接噴水也不受影響。 Not affected by water splash from all directions.
6	防水型 	不論從那個方向來的在一定壓力下直接噴水,內部也不進水的 No penetration by direct water spray from all directions under specific water pressure.
7	防滲入型 	在設定的水壓條件下放入水中,內部不進水,而歷時 30 分鐘。 No penetration by water ever when the object is submerged in the water for 30 min.
8	水中型 	可以在指定壓力的水中常時間的使用開關。 Objects, which can be used for a long period off time in the water under specific water, pressure.

等級	保護程度	
Classification	Protective Grade	
6	耐塵型 	Protection against movement of human body and sold foreign article.

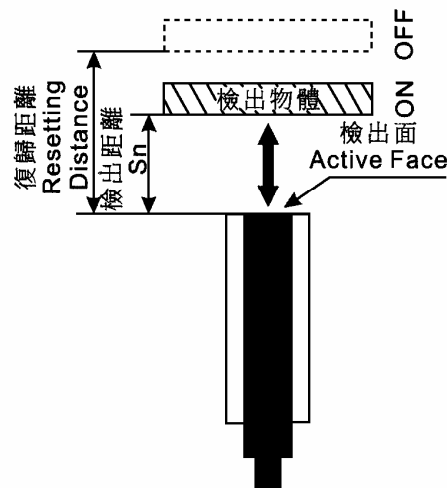
# 近接開關詞彙說明

# Technical Specifications

## 感應距離 Detecting Distance

指可以被檢出之物體以規定方式移向近接開關而使近接開關動作(或復歸)時由基準位置(或基準平面)測起之距離。

Detecting distance refers to the distance at the proximity switch operates(or releases) as measured , from the reference position (or reference plane) by moving the target in the specified manner.



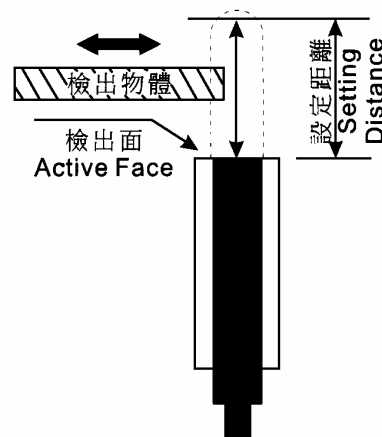
## 標準檢出物 Standard Object

檢出體 種類 Target Type	標準檢出物 Standard Object	比標準檢出體小 Smaller than standard object detected.	比標準檢出體大 Larger than standard object detected.
電感式 Inductive proximity switch	DIN 鋼 37,厚度 1mm,正方形邊長相等於近接開關直徑。 DIN STEEL 37 with thickness of 1mm . One side of the square equals length of proximity switch diameter	檢出距離相對較短按實際物體 設定距離。 The sensing distance is comparatively shorter and the distance is set according to the actual object.	檢出距離不變。 The distance detected out shall not be changed.

## 設定距離 Setting Distance

指由檢出平面至檢出物體通過位置之距離,在此距離內近接開關不受溫度及電壓上下移動之影響而產生錯誤動作。

Setting distance refers to the distance from the sensing surface to the passing position of he target which permits the proximity switch to operate without any malfunction due to temperature or voltage fluctuation.



## 修正係數 Correction Coefficient

當被測物非鐵金屬時,則感應距離將產生改變而縮短,如此請參考圖表修正其檢出距離。